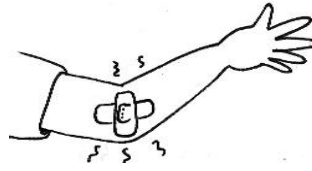


➤ Lee atentamente.


Pe	Po	Pa	Pu	Pi
pi	pu	pe	pa	po
up	ep	op	ip	ap




Pie




pupa




papá



Lupa



mapa



pala

La pala.

Paola

El piso.

La pupa

El mapa.

Los pies

La lupa

La pe.

Paola pisa a Pepe



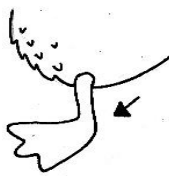





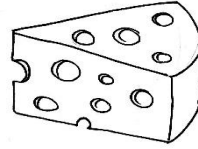

Ese piso es mío.

Paula usa el mapa.


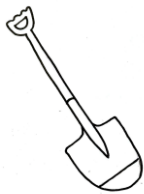


Mi papá pisa mi pie.

Papá pasea a Lulú



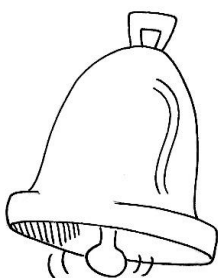

➤ Colorea el dibujo que escuches del maestro/a.








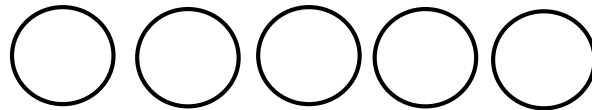
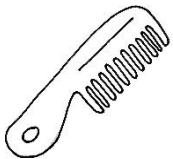
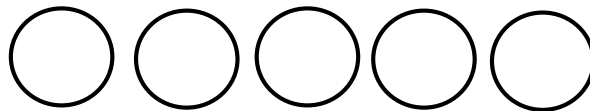


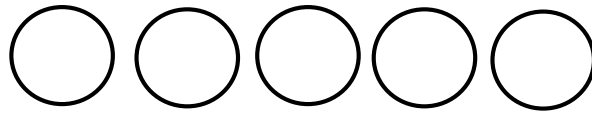

➤ Colorea los dibujos que empiezan por el sonido /p/



➤ Colorea los dibujos que contengan el sonido /p/



➤ Colorea tantos círculos como sílabas tenga el dibujo.  
Tacha el que corresponde con el fonema /p/.



➤ Repite las sílabas, después suprime el sonido que te indican.

- PAN menos /p/ →
- EL menos /l/ →
- PIE menos /i/ →
- PAS menos /s/ →
- PIM menos /m/ →
- POL menos /l/ →
- PU menos /u/ →
- LOM menos /l/ →

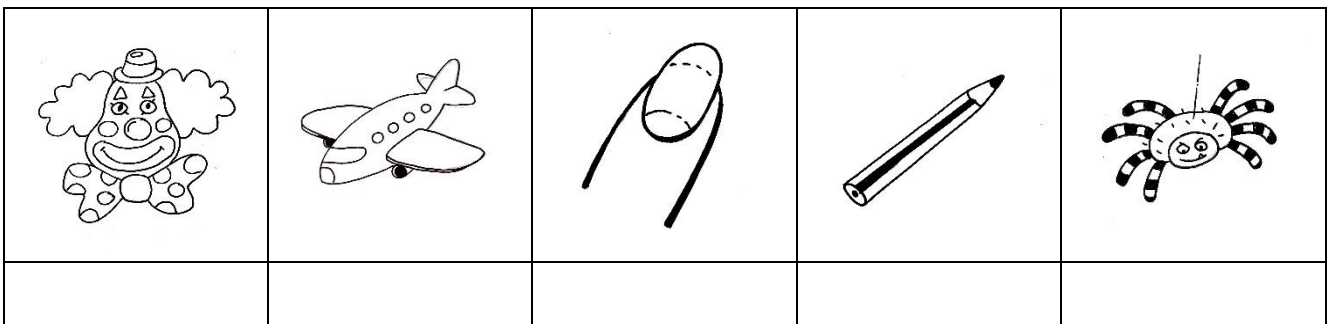


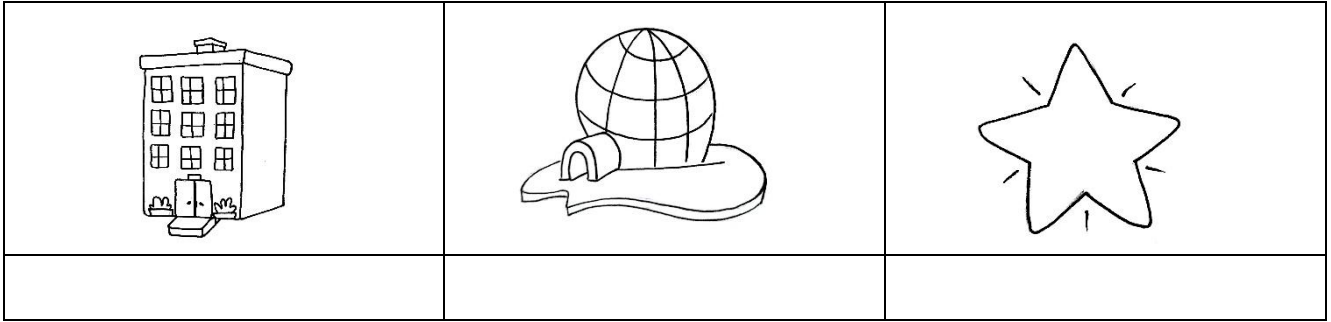
➤ Dibuja objetos que contengan el sonido /p/


- Busca en revistas palabras que empiecen o que contengan la p/P y pégalas en su lugar.

Palabras que empiezan por P/p

Palabras que contengan P/p

➤ Adivina la palabra secreta




A	A	A	A	A	U	U	E	I
L	L	P	P	P	P	M		



➤ Une cada palabra con su dibujo


Pala ●



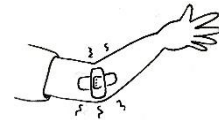
Mapa ●



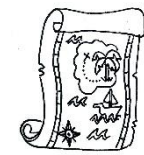
Lupa ●



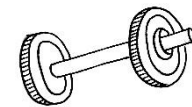
Piso ●



Pesa ●



Polo ●



Pupa ●

