



Copyright © 2015. www.englishworksheets.com All rights reserved.

hamburger




Copyright © 2015. www.englishworksheets.com All rights reserved.

sandwich



Copyright © 2015. www.englishworksheets.com All rights reserved.


cheeseburger



Copyright © 2015. www.englishworksheets.com All rights reserved.

sub

NOTE : Cut the cards following the lines and dots. Glue and fold over the two halves to have a solid word card. You can also have them laminated for long term use.




Copyright © 2015. www.englishworksheets.com All rights reserved.

hotdog




Copyright © 2015. www.englishworksheets.com All rights reserved.

burrito



Copyright © 2015. www.englishworksheets.com All rights reserved.


fried chicken



Copyright © 2015. www.englishworksheets.com All rights reserved.


pizza

NOTE : Cut the cards following the lines and dots. Glue and fold over the two halves to have a solid word card. You can also have them laminated for long term use.




Copyright © 2015. www.englishworksheets.com All rights reserved.

onion rings




Copyright © 2015. www.englishworksheets.com All rights reserved.

chips



Copyright © 2015. www.englishworksheets.com All rights reserved.


noodles



Copyright © 2015. www.englishworksheets.com All rights reserved.

pancakes

NOTE : Cut the cards following the lines and dots. Glue and fold over the two halves to have a solid word card. You can also have them laminated for long term use.



Copyright © 2015. www.englishworksheets.com All rights reserved.

muffin



Copyright © 2015. www.englishworksheets.com All rights reserved.

coke



Copyright © 2015. www.englishworksheets.com All rights reserved.

milkshake

NOTE : Cut the cards following the lines and dots. Glue and fold over the two halves to have a solid word card. You can also have them laminated for long term use.