



Copyright © 2015. www.englishworksheets.com All rights reserved.

banana




Copyright © 2015. www.englishworksheets.com All rights reserved.

cherry



Copyright © 2015. www.englishworksheets.com All rights reserved.

pear



Copyright © 2015. www.englishworksheets.com All rights reserved.


strawberry

NOTE : Cut the cards following the lines and dots. Glue and fold over the two halves to have a solid word card. You can also have them laminated for long term use.




Copyright © 2015. www.englishworksheets.com All rights reserved.

peach




Copyright © 2015. www.englishworksheets.com All rights reserved.

apple



Copyright © 2015. www.englishworksheets.com All rights reserved.


grapes



Copyright © 2015. www.englishworksheets.com All rights reserved.


orange

NOTE : Cut the cards following the lines and dots. Glue and fold over the two halves to have a solid word card. You can also have them laminated for long term use.




Copyright © 2015. www.englishworksheets.com All rights reserved.

apricot




Copyright © 2015. www.englishworksheets.com All rights reserved.

kiwi



Copyright © 2015. www.englishworksheets.com All rights reserved.

plum



Copyright © 2015. www.englishworksheets.com All rights reserved.

pineapple

NOTE : Cut the cards following the lines and dots. Glue and fold over the two halves to have a solid word card. You can also have them laminated for long term use.