

Copyright © 2015. www.englishworksheets.com All rights reserved.

tomato




Copyright © 2015. www.englishworksheets.com All rights reserved.

eggplant



Copyright © 2015. www.englishworksheets.com All rights reserved.

broccoli



Copyright © 2015. www.englishworksheets.com All rights reserved.


cauliflower

NOTE : Cut the cards following the lines and dots. Glue and fold over the two halves to have a solid word card. You can also have them laminated for long term use.




Copyright © 2015. www.englishworksheets.com All rights reserved.

spinach



Copyright © 2015. www.englishworksheets.com All rights reserved.

cucumber



Copyright © 2015. www.englishworksheets.com All rights reserved.

pepper



Copyright © 2015. www.englishworksheets.com All rights reserved.

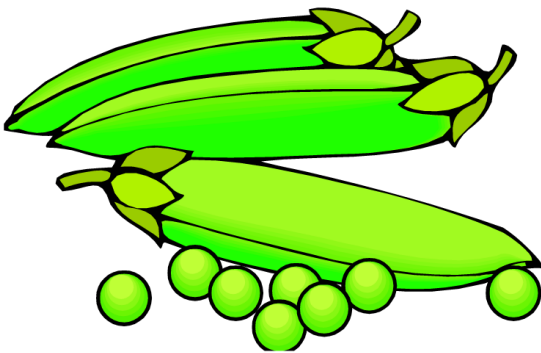
onion

NOTE : Cut the cards following the lines and dots. Glue and fold over the two halves to have a solid word card. You can also have them laminated for long term use.




Copyright © 2015. www.englishworksheets.com All rights reserved.

carrot



Copyright © 2015. www.englishworksheets.com All rights reserved.

peas



Copyright © 2015. www.englishworksheets.com All rights reserved.


pumpkin



Copyright © 2015. www.englishworksheets.com All rights reserved.


lettuce

NOTE : Cut the cards following the lines and dots. Glue and fold over the two halves to have a solid word card. You can also have them laminated for long term use.



Copyright © 2015. www.englishworksheets.com All rights reserved.

garlic




Copyright © 2015. www.englishworksheets.com All rights reserved.

cabbage



Copyright © 2015. www.englishworksheets.com All rights reserved.

artichoke



Copyright © 2015. www.englishworksheets.com All rights reserved.

radish

NOTE : Cut the cards following the lines and dots. Glue and fold over the two halves to have a solid word card. You can also have them laminated for long term use.



Copyright © 2015. www.englishworksheets.com All rights reserved.

green beans




Copyright © 2015. www.englishworksheets.com All rights reserved.

celery



Copyright © 2015. www.englishworksheets.com All rights reserved.

potato



Copyright © 2015. www.englishworksheets.com All rights reserved.

asparagus

NOTE : Cut the cards following the lines and dots. Glue and fold over the two halves to have a solid word card. You can also have them laminated for long term use.