

GRUPO DE TRABAJO MICROSECUENCIAS AICLE.
2018/19.

PINFUVOTE RULES & AICLE TASKS

PHYSICAL EDUCATION

ÁLVARO ROGRÍQUEZ

IES MIRADOR DEL GENIL

GROUP -LEVEL AND LETTER:

COMPONENTS

VOCABULARY, LISTENING & COMPREHENSION TASKS:

1. Underline the words you don't know:

PLAYERS - Field - Court - **TEAM** - People - **FOAM BALL** - Net - **Touch** - First - **WIN** -
Point - Rule - **FRONT AND BACK LINEUP** - Both - **ROTATE** - **Award** - Fulfill - Task -
Switch - Get - **Bounce** - Floor - **TWICE** - Over - Out - Bounds - **HIT** - Same - Row -
CONSECUTIVE - Time - Even - **Among** - *Amongst* - Odd - **ONCE** - **SUBSTITUTE** - Referee -
AFTER - **Without** - **WITH** - Opposing Team - **Cross** - **SMASH** - **UNSPORTSMANLIKE**
BEHAVIOR - Sportmanship - *Kicking* - *Insulting* - **AUDIENCE** - **Teammate** - *Become* - Pupils
 - **IN TROUBLE** - **Want** - Overweighth - **HEALTH DISEASE.**

2. Circle the words you listen:

FEET - **Team** - **Hand** - **Head** - Fifth - **Kicking** - **Serve** - **Insulting** -
CONSECUTIVE - **Teammate** - **Front** - **Audience** - Back - **AUDIENCE**
 - First - **Lineup** - Overweighth - **Rotate** - **HEALTH DISEASE** - Task -
TEAMMATE - **Swieth** - **Once** - **Twice** - **Bound** - Sportmanship.

3. Read and Listen to the next text. Tick the sentences that are correct according to the text.

STORY BEHIND THE GAME

My name is Juan Lorenzo Roca Brines and I am the creator of the new alternative game Pinfuvote, which is composed of ping-pong, football, volleyball and tennis.

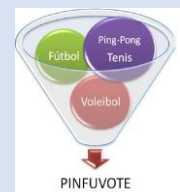
In 1992, I became the Director and P.E. teacher at CEIP La Motilla.

In a class of volleyball, I saw some pupils in trouble, so they do not want to participate in the activities because they were overweight, with especial necessities of psychomotricity, with health diseases...






I thought that I had to do something and the light went off in my head - creating a game that would allow students to use their best capabilities. I proposed that students should be able to hit the ball with their hands, feet and head, bouncing the ball as well as lowering the net.

Essentially, I used a series of strategies that incorporated different games with creative and fun modifications, which have won over students because they were different. Those were the seeds of Pinfuvote.

To learn more about this sport and my own experience as a teacher, visit www.pinfuvote.net




Sentences:

-  Juan Lorenzo Roca is the creator of this game but he is not a teacher, he is a player.
-  The strategies Juan Lorenzo Roca used were the seeds of Pinfuvote.
-  In this sport, students can hit the ball with hands and head.
-  This sport does not allow students to use their best capabilities.
-  *Overweight students cannot play this sport because it is dangerous.*

SPEAKING TASKS

4. Explain the difference between...

-  Football and Pinfuvote.
-  Tennis and Pinfuvote.
-  Volleyball and Pinfuvote.
-  Hockey and Pinfuvote.
-  Dodgeball and Pinfuvote.

5. Give your opinion. Complete these sentences using words of each text. Talk to your mate.

What do you think?

- I think this sport is...*
- I like this sport because...*
- I don't like this sport because...*
- There is one rule of this sport that I don't understand because...*
- I will change/add a rule because...*

WRITING TASK:

6. In group, speak with your mates, choose five ideas and write down five sentences about this sport, its history, rules... Explain something about your experience! Was it great or awful??

- 1.
- 2.
- 3.
- 4.
- 5.

TEACHER PAPER:

FIRST CLASS:

1. Explain to pupils 1st activity – Vocab Task.**2. I read and they complete 2nd activity – Listening Task:**

I have to read these lines...

“Scoring

- The first team to win three set of the game wins.

- Each set is 25 points (we usually play to 15) and there are always 2 points difference.

- Maximum of 5 sets; the fifth is 15 points, with the possible results being: 3-0; 3-1;-3-2

- 3 POINT RULE: When the team serves and the player to do it wins 3 consecutive points from serving, the front and back lineup of both teams must rotate. If a team refuses to comply, a point is awarded to the team who fulfills the task. After the switch, the same team serves, but a different player is the server.

- WAYS TO GET A POINT: The ball bounces on the floor twice, the ball does not make it over the net, the ball is out of bounds, the ball is hit by the same player twice, the ball is hit more than three times per team.”

Solutions:

Feet – Team – Hand – Head – Fifth – Kicking – Serve – Insulting – Consecutive – Teammate – Front – Audience – Back – Audience – First – Lineup – Overweighth – Rotate – Health disease – Task – Teammate – Swicth – Once – Twice – Bound – Sportmanship.

3. In this task, students work in groups and then we go over the activity and correct it together.**THIRD OR FOURTH CLASS:**

4. They speak with each other for five minutes and then, we speak about the differences and similitudes of different sports.

5. In turns, some students give their opinion about different issues related to this sport. Obviously, they can change the proposed grammatical structures.

6. They have to write down some sentences and I could give them some initial ideas or clues.

PINFUVOTE RULES

PLAYING FIELD DIMENSIONS AND NUMBER OF PLAYERS

- Volleyball court (18x9) = teams of 4-6 people
- Basketball court (28x15) = teams of 7-10 people
- Handball/multipurpose court (40x20) = teams of 11-20 people

EQUIPMENT

- Rubber or foam ball

NET

- Placed 1 meter high
- Players may not touch the net under any circumstance during a set.
- The ball may touch the net during play, but not during serves - serves must be clean

SCORING

- The first team to win three set of the game wins.
- Each set is 25 points (we usually play to 15) and there is always a 2 points difference.
- Maximum of 5 sets; the fifth is 15 points, with the possible results being: 3-0; 3-1;-3-2

- **3 POINT RULE:** When the team serves and the player to do it wins 3 consecutive points from serving, the front and back lineup of both teams must rotate. If a team refuses to comply, a point is awarded to the team who fulfills the task. After the switch, the same team serves, but a different player is the server.
- **WAYS TO GET A POINT:** The ball bounces on the floor twice, the ball does not make it over the net, the ball is out of bounds, the ball is hit by the same player twice, the ball is hit more than three times per team.

HITTING THE BALL

- Using feet, hands and head.
- The ball cannot be hit by the same player twice in a row, but may be hit by the same team twice
- A bounce is permitted between each touch, a maximum of 3 touches per team and 3 non-consecutive bounces.
- A bounce on the line is considered valid.

GAME SET-UP

- The playing field is divided into 4 equal zones and each person must be in their zone during the entire time of a set.
- Each team is divided into 2 lineups: the front and back.
- If the teams are even, players must be equally divided amongst the zones, and if it odd a player will remain in the service circle until the set is finished.
- Once a set is finished, players can change zones.
- Substitutes: the referee can permit substitutions after each round.

SERVE

- It is a direct serve and the ball must reach the other side without touching the net, if it does, it is out.
- Serves can be done by foot, with or without a bounce, by hand like handball serve, like a tennis or volleyball serve or by hitting it with one's head.
- It must be done with both feet inside and without jumping.
- Team captains must inform the referee of the serve lineup before the start of the set.

ILLEGAL FOULS ⇒ THE OPPOSING TEAM RECEIVES A POINT

- Crossing into the opposing team's side by going over or under the net.
- Smashing directly after a serve without a previous game.
- Touching the net with any part of one's body.
- Players leaving their designated zone before the end of the set.

TECHNICAL FOULS ⇒ THE OPPOSING TEAM RECEIVES A POINT.

- Unsportsmanlike behavior - improperly kicking the ball, insulting the audience, opponents, teammates, referee, etc.

STORY BEHIND THE GAME

My name is Juan Lorenzo Roca Brines and I am the creator of the new alternative game Pinfuvote, which is composed of ping-pong, football, volleyball and tennis.

In 1992, I became the Director and P.E. teacher at CEIP La Motilla.

In a class of volleyball, I saw some pupils in trouble so they do not want to participate in the activities because they were overweight, with especial necessities of psychomotricity, with health diseases...

I thought that I had to do something and the light went off in my head - creating a game that would allow students to use their best capabilities. I proposed that students should be able to hit the ball with their hands, feet, and head, bouncing the ball as well as lowering the net.

Essentially, I used a series of strategies that incorporated different games with creative and fun modifications, which has won over students because they were different. Those were the seeds of Pinfuvote.