Repurpose your Trivial Pursuit board game with the following learning template.
This template uses Avery Custom Print Index Cards (Product #5388)
(Of course, you can also use normal paper and cut them apart.)

4 steps to printing success
1. insert the questions and correct answers in the form below (15 questions per subject)
2. print pages 7-11 (question side of cards)
3. flip the paper over and print pages 12-16 (answer side of cards)
4. tear or cut them apart and you're ready to play!

BLUE Questions	BLUE Answers

Repurpose your Trivial Pursuit board game with the following learning template.
This template uses Avery Custom Print Index Cards (Product #5388)
(Of course, you can also use normal paper and cut them apart.)

4 steps to printing success
1. insert the questions and correct answers in the form below (15 questions per subject)
2. print pages 7-11 (question side of cards)
3. flip the paper over and print pages 12-16 (answer side of cards)
4. tear or cut them apart and you're ready to play!

PINK Questions	PINK Answers

Repurpose your Trivial Pursuit board game with the following learning template.
This template uses Avery Custom Print Index Cards (Product #5388)
(Of course, you can also use normal paper and cut them apart.)

4 steps to printing success
1. insert the questions and correct answers in the form below (15 questions per subject)
2. print pages 7-11 (question side of cards)
3. flip the paper over and print pages 12-16 (answer side of cards)
4. tear or cut them apart and you're ready to play!

YELLOW Questions	**YELLOW Answers**

Repurpose your Trivial Pursuit board game with the following learning template.
This template uses Avery Custom Print Index Cards (Product #5388)
(Of course, you can also use normal paper and cut them apart.)

4 steps to printing success
1. insert the questions and correct answers in the form below (15 questions per subject)
2. print pages 7-11 (question side of cards)
3. flip the paper over and print pages 12-16 (answer side of cards)
4. tear or cut them apart and you're ready to play!

BROWN Questions	BROWN Answers

Repurpose your Trivial Pursuit board game with the following learning template.
This template uses Avery Custom Print Index Cards (Product #5388)
(Of course, you can also use normal paper and cut them apart.)

4 steps to printing success
1. insert the questions and correct answers in the form below (15 questions per subject)
2. print pages 7-11 (question side of cards)
3. flip the paper over and print pages 12-16 (answer side of cards)
4. tear or cut them apart and you're ready to play!

GREEN Questions	GREEN Answers

Repurpose your Trivial Pursuit board game with the following learning template.
This template uses Avery Custom Print Index Cards (Product #5388)
(Of course, you can also use normal paper and cut them apart.)

4 steps to printing success
1. insert the questions and correct answers in the form below (15 questions per subject)
2. print pages 7-11 (question side of cards)
3. flip the paper over and print pages 12-16 (answer side of cards)
4. tear or cut them apart and you're ready to play!

ORANGE Questions	ORANGE Answers

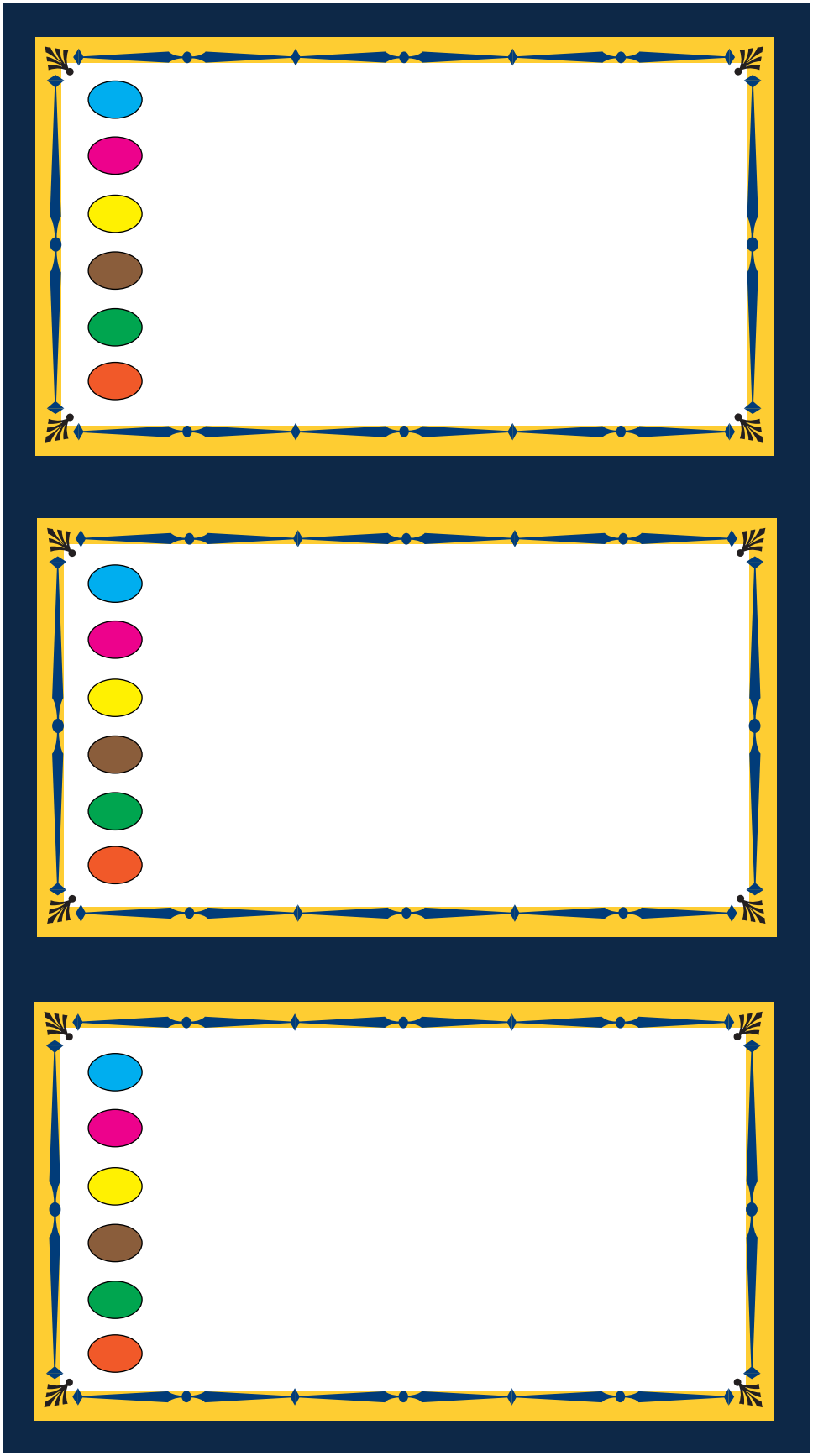

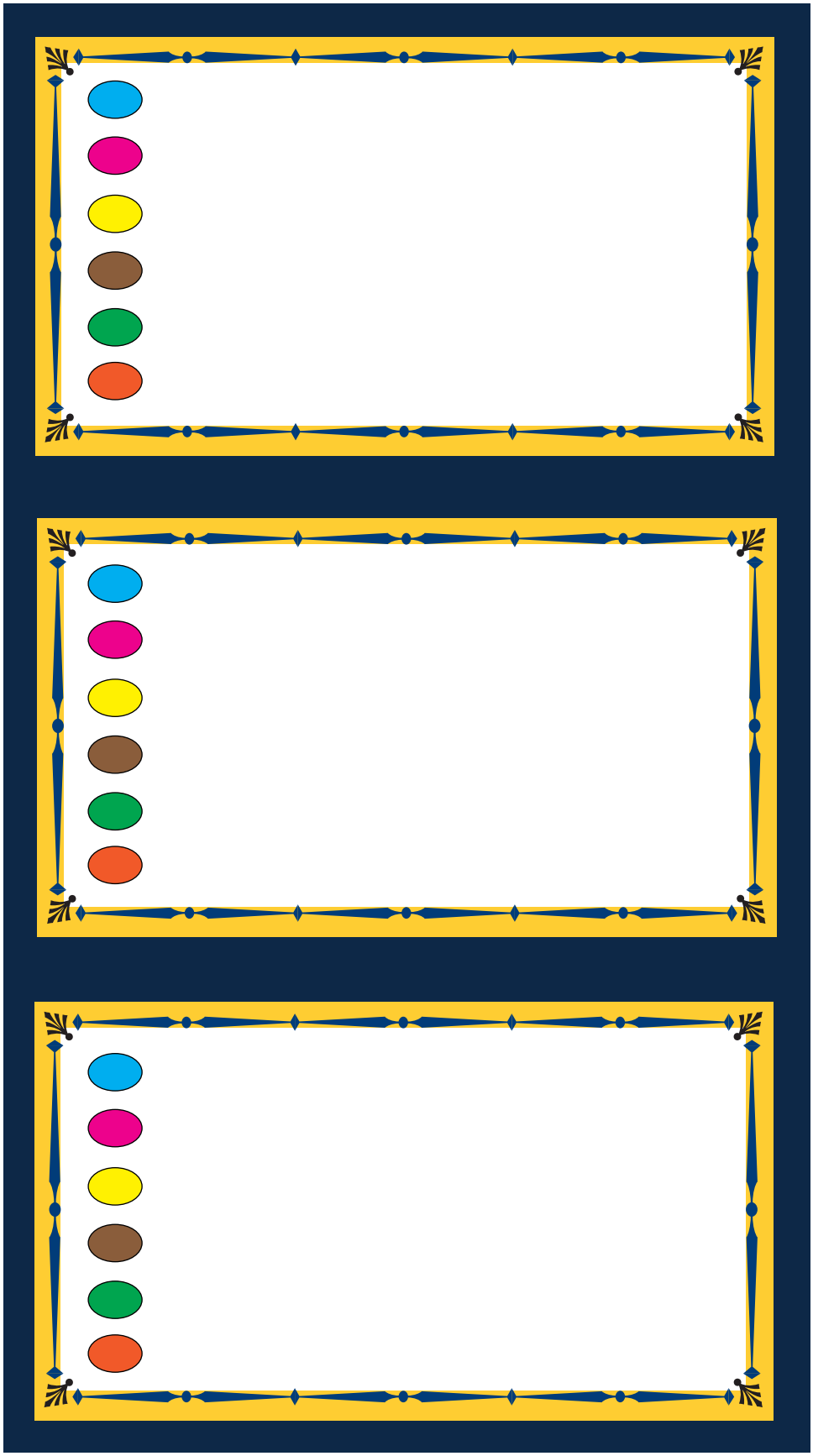

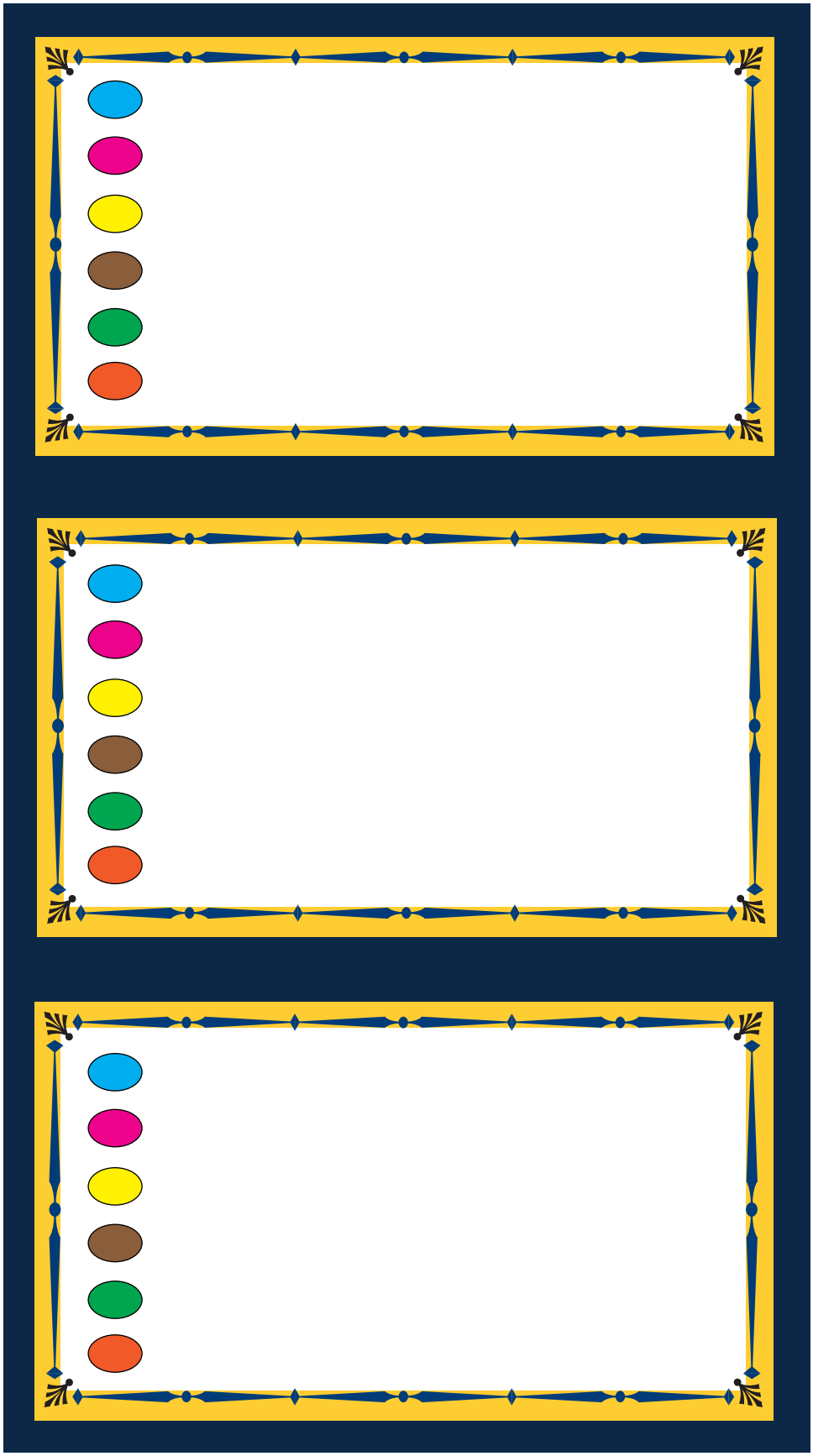

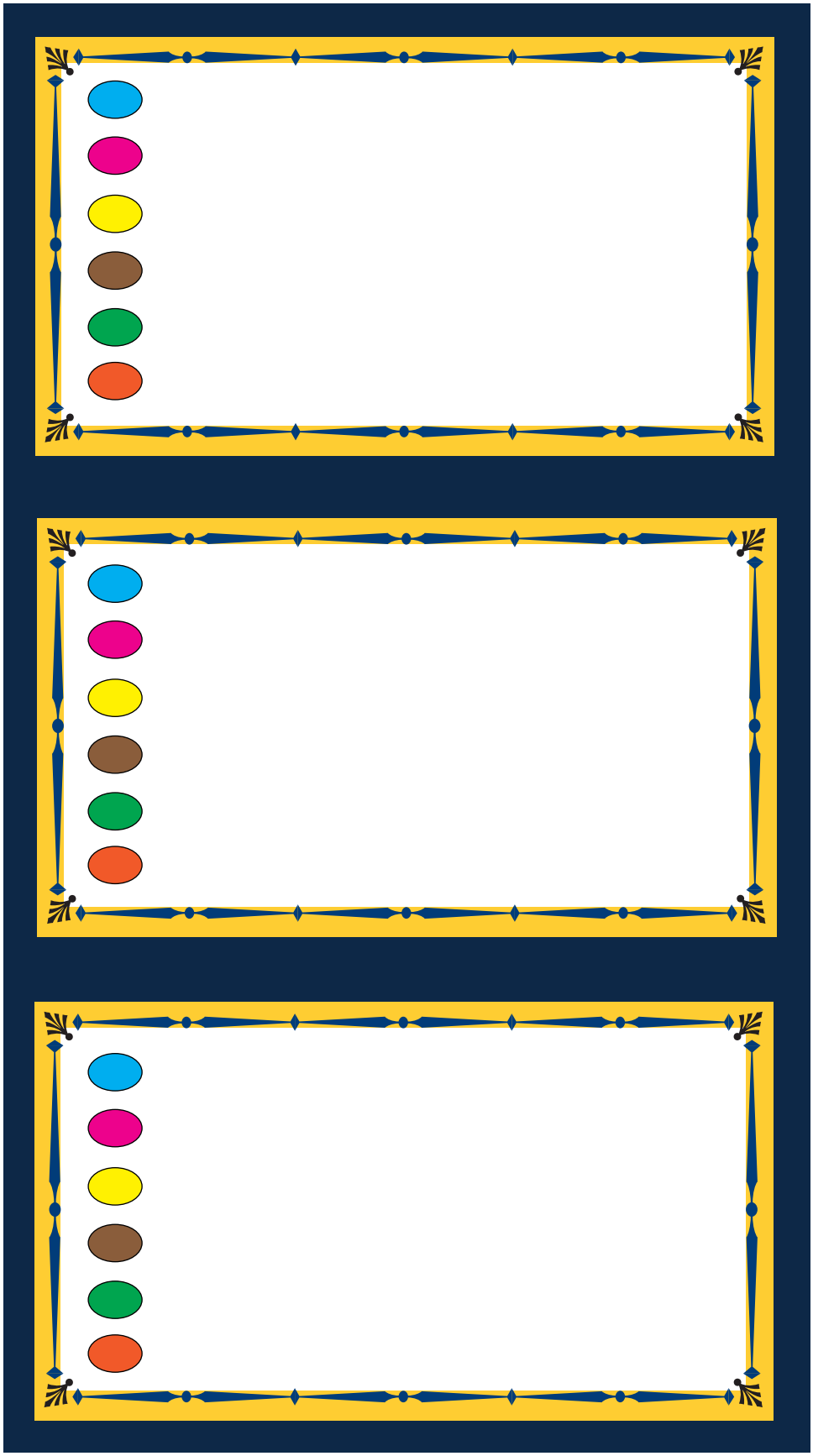

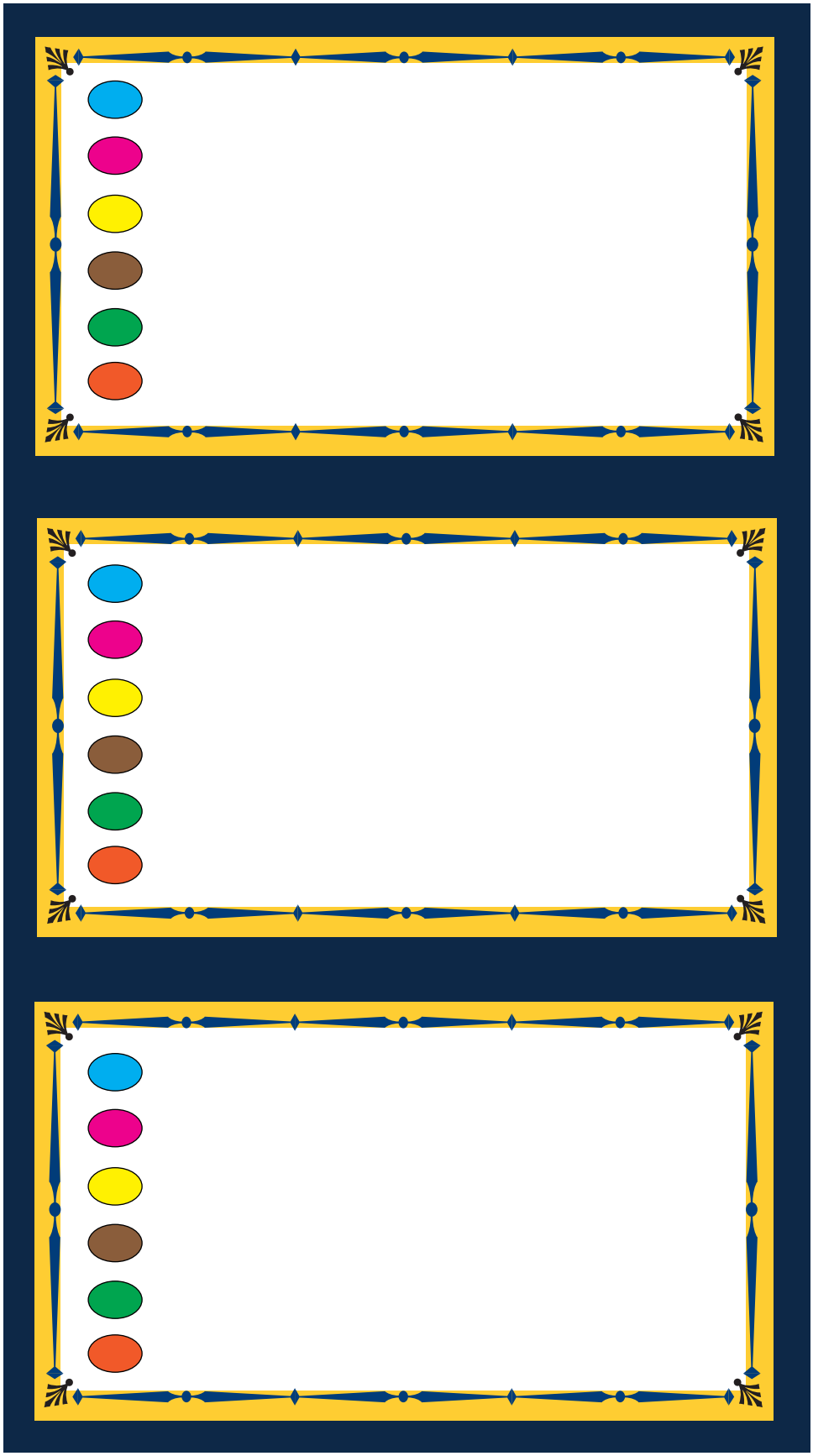


K
K
K


K
K
K


K
K
K


K
K
K


K
K
K