

A Collection Of Poems: We Learn To Write A Book Spine Poem

What is a Book Spine Poem?



Have you heard of “book spine poetry?” It’s a kind of poetry that you don’t really write from scratch – instead, you “find” it by arranging book titles to make a poem. This type of poem can be serious or funny, just like in regular poetry.

First Things First

Here’s the basic idea. Imagine that you’re sitting at a table with all of these books in front of you:

- Green Eggs and Ham
- Goodnight Moon
- The Very Hungry Caterpillar
- Don’t Let the Pigeon Drive the Bus!
- Oh, The Places You’ll Go
- Where the Wild Things Are
- Good Night, Gorilla
- Stone Soup

To make a book spine poem, you would start by moving these books around into stacks with the spines together so that the titles are like the lines of a poem. You would keep moving the book titles around into different stacks until you find the

“lines” that go best together to make a poem. For example, one set of titles might describe a story:

Don't Let the Pigeon Drive the Bus!
Oh, The Places You'll Go
Where the Wild Things Are

In this story, if you let the pigeon drive the bus, you might end up going a lot of unexpected places!!

Here is a different kind of story:

Green Eggs and Ham
Stone Soup
The Very Hungry Caterpillar

In this story, the caterpillar is hungry because the only food to eat is stuff that doesn't taste very good.

Another way that you can use book titles to make a poem is to create an imaginary conversation, as in this very short example:

Good Night, Gorilla
Goodnight Moon

On Second Thought or Hang On A Minute!!

Sometimes you can “help” the poem making process by editing a little bit your first draft. Imagine that you have the first poem:

Don't Let the Pigeon Drive the Bus!
Oh, The Places You'll Go
Where the Wild Things Are

How could you make it a bit better? Try organising it by adding commas, periods, extra words, etc... Here is an approach to it:

Don't Let the Pigeon Drive the Bus!
BECAUSE *The Places You'll Go* **ARE NOT FUN:**
IT IS *Where the Wild Things Are*

What about the second poem?

Green Eggs and Ham

Stone Soup

The Very Hungry Caterpillar

Here is a possible modification:

Green Eggs and Ham???

WHAT ABOUT Stone Soup???

The Very Hungry Caterpillar SAYS NOOO!!!

Are You Ready??

Okay, ready to make your own book spine poetry?

First, you'll need some books. The best place to create book spine poetry is in a library, where you'll have access to all the books you need!

Choose one small area of the library to work in, so that you don't get overwhelmed. Walk around the small area that you've chosen, looking for interesting book titles, and write down the best ones. (It's probably not a good idea to pull down every single book that has a good title, which would make a huge pile for the poor librarian to put away later.) As you write down titles, you might notice some that seem to go together to tell a funny or interesting story.

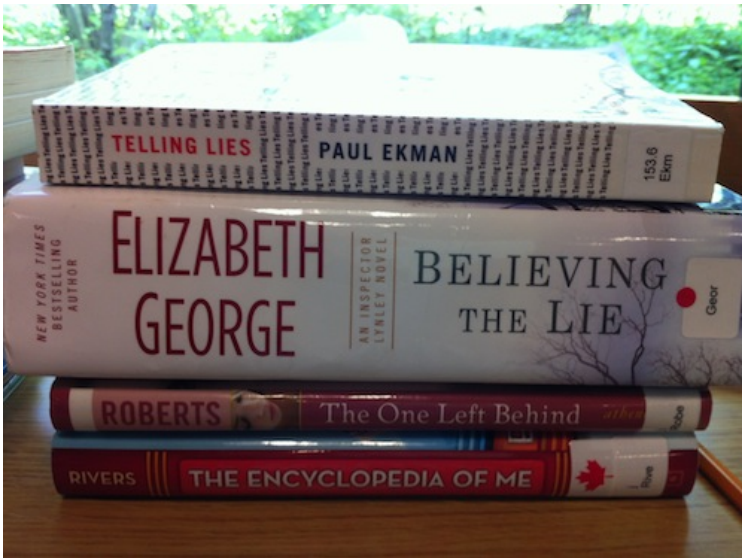
Once you have an idea which books you'll need for three or four poems, then it's time to actually pull out those books and set them on a table. You'll be able to move around the books in order to change the order of the titles until you find the arrangement that sounds the best. If there is a missing "line" in your poem, it's okay to use the card catalog or ask a librarian for help in locating a book title that would be just right.

THINGS TO REMEMBER

Here are a few things to remember as you begin writing your own Spine Book Poem:

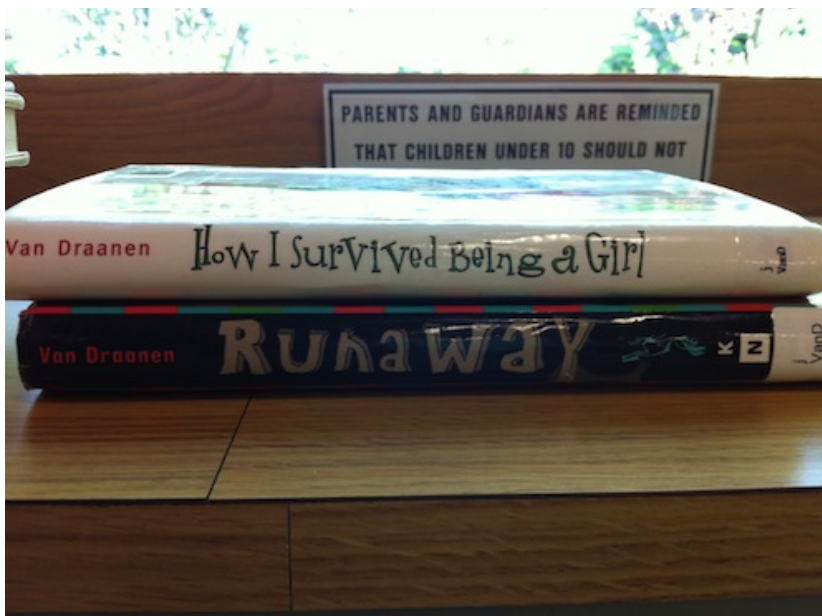

- 1 Do not be afraid to experiment, mix the books: anything GOES!!
- 2 If you feel adventurous, add words of your own or punctuation marks.
- 3 Perhaps take a picture of the real books' titles to illustrate your poem.

MORE REAL EXAMPLES OF SPINE BOOK POEMS



Telling Lies
Believing The Lie
The One Left Behind
The Encyclopedia Of Me

City Of Fire
The Cannibals
Runaway
Warp Speed
Path Of Beasts
If You Only Knew



How I Survived Being A Girl
Runaway